



HAPPY  
MOTHER'S DAY  
母親節

**Teacher Iriz and Teacher Sam**

# WHAT WE WILL DO 我們將要做什麼

## POP UP CARDS 彈出式卡片



## WHAT WE NEED 我們需要什麼

- Card paper 卡紙
- Colored paper 色紙
- Scissors 剪刀
- Glue 膠水
- Pens and crayons 筆, 蠟筆
- Ruler 尺

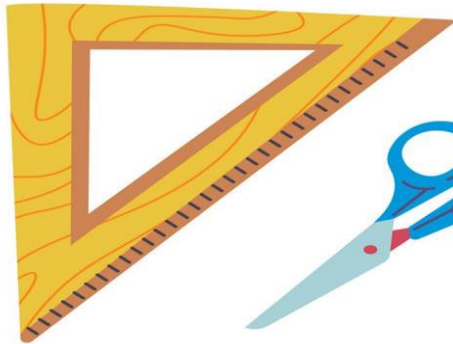


QUESTION:

WHAT DO YOU NEED TO  
MAKE POP UP CARDS?

I need...

---





A B C D  
E F G H I J  
K L M N O  
P Q R S T U  
V W X Y Z



# DESIGN 2

## 設計 1







STEPS



步驟



STEP 1:

FOLD AND CUT AS

NEEDED


根據需要折疊和切割





STEP 2:  
PUSH INWARD  
向內推






STEP 3:  
GLUE TOGETHER  
黏合在一起



STEP 4:

DESIGN ALL YOU WANT!

隨心設計！





An illustration of a hand holding a green pencil, poised to write on a spiral-bound notebook. The background is a warm, textured brown, suggesting a wooden desk. The text is overlaid on a white rectangular background.

## A LETTER FROM THE HEART 一封發自內心的信

Write a letter, story, or poem for your mother or someone you are grateful for. They could be your grandma, auntie, or even your teacher. It could be anyone you are grateful for.

為你的母親或你所感激的人寫一封信、一個故事或一首詩。她們可能是你的奶奶、阿姨，甚至是你的老師。她(他)可以是任何你要感謝的人。



DONE! 完成!









Source來源:

[https://www.youtube.com/  
watch?v=vma0bUPce-s](https://www.youtube.com/watch?v=vma0bUPce-s)

---

# DESIGN 1

設計 2





STEPS



步驟





STEP 1:

FOLD AND CUT AS NEEDED


根據需要折疊和切割





STEP 2:  
PUSH INWARD  
向內推





STEP 3:  
GLUE TOGETHER  
黏合在一起



STEP 4:

DESIGN ALL YOU WANT!

隨心設計！







Happy Birthday!  
♡ Tess

An illustration of a hand holding a green pen, writing on a spiral-bound notebook. The notebook is open, and the background shows a wooden desk. The text is overlaid on the notebook page.

# A LETTER FROM THE HEART 一封發自內心的信

Write a letter, story, or poem for your mother or someone you are grateful for. They could be your grandma, auntie, or even your teacher. It could be anyone you are grateful for.

為你的母親或你所感激的人寫一封信、一個故事或一首詩。她們可能是你的奶奶、阿姨，甚至是你的老師。她(他)可以是任何你要感謝的人。



DONE! 完成!







Source來源:

[https://www.youtube.com/  
watch?v=vma0bUPce-s](https://www.youtube.com/watch?v=vma0bUPce-s)

---

DESIGN 3

設計 3





STEPS



步驟



STEP 1:

FOLD AND CUT AS NEEDED


根據需要折疊和切割









STEP 2:  
PUSH INWARD  
向內推





STEP 3:  
GLUE TOGETHER  
黏合在一起






STEP 4:


DESIGN ALL YOU WANT!

隨心設計！





You are a  
SUPERHERO!



LOVE,  
FORD

An illustration showing a hand holding a green pencil over an open spiral notebook. The background is a wooden desk. The text is overlaid on the notebook page.

# A LETTER FROM THE HEART 一封發自內心的信

Write a letter, story, or poem for your mother or someone you are grateful for. They could be your grandma, auntie, or even your teacher. It could be anyone you are grateful for.

為你的母親或你所感激的人寫一封信、一個故事或一首詩。她們可能是你的奶奶、阿姨，甚至是你的老師。她(他)可以是任何你要感謝的人。



DONE! 完成!







Source來源:

[https://www.youtube.com/  
watch?v=vma0bUPce-s](https://www.youtube.com/watch?v=vma0bUPce-s)

---



DESIGN 4  
設計 4





STEPS



步驟



STEP 1:

FOLD AND CUT AS NEEDED

根據需要折疊和切割






STEP 2:

SLOWLY PULL INWARD AND FOLD  
慢慢向内拉折叠






STEP 3:  
GLUE TOGETHER  
黏合在一起



STEP 4:

DESIGN ALL YOU WANT!

隨心設計！



A person is holding a white card with a 3D paper craft of a tree. The tree is made of white paper with horizontal slats and colorful paper flowers in shades of orange, yellow, pink, and purple. The text "LOVE YOU!" is printed in large, bold, pink letters. The card is held by two hands, one on the left and one on the right. The background is a blurred indoor setting.

**LOVE YOU!**



An illustration showing a person's hands holding a green pen over an open notebook. The person is wearing a light blue shirt. The notebook has a spiral binding on the right side. The background is a wooden desk.

# A LETTER FROM THE HEART 一封發自內心的信

Write a letter, story, or poem for your mother or someone you are grateful for. They could be your grandma, auntie, or even your teacher. It could be anyone you are grateful for.

為你的母親或你所感激的人寫一封信、一個故事或一首詩。她們可能是你的奶奶、阿姨，甚至是你的老師。她(他)可以是任何你要感謝的人。





DONE! 完成!







Source來源:

[https://www.youtube.com/  
watch?v=vma0bUPce-s](https://www.youtube.com/watch?v=vma0bUPce-s)

---